

# Axley

013559



## **SE** MÖBELGRUPP

Bruksanvisning i original  
Viktigt! Läs bruksanvisningen noggrant innan användning!  
Spara den för framtida behov.

## **NO** MØBELGRUPPE

Bruksanvisning  
(Oversettelse av original bruksanvisning)  
Viktig! Les bruksanvisningen nøye før bruk.  
Ta vare på den for fremtidig bruk.

## **PL** ZESTAW MEBLI

Instrukcja obsługi  
(Tłumaczenie oryginalnej instrukcji)  
Ważny! Przed użyciem uważnie przeczytaj instrukcję obsługi!  
Zachowaj ją na przyszłość.

## **EN** FURNITURE GROUP

Operating instructions  
(Translation of the original instructions)  
Important! Read the user instructions carefully before use.  
Save them for future reference.

Rätten till ändringar förbehålles.  
Vid eventuella problem, kontakta vår serviceavdelning  
på telefon 0200-88 55 88.  
[www.jula.se](http://www.jula.se)

Med forbehold om endringer.  
Ved eventuelle problemer kan du kontakte vår  
serviceavdeling på telefon 67 90 01 34.  
[www.jula.no](http://www.jula.no)

Z zastrzeżeniem prawa do zmian.  
W razie ewentualnych problemów skontaktuj się  
telefonicznie z naszym działem obsługi klienta pod  
numerem: 22 338 88 88.  
[www.jula.pl](http://www.jula.pl)

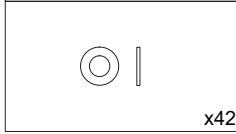
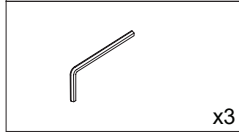
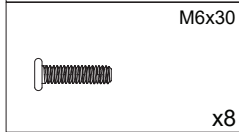


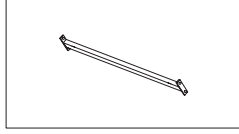
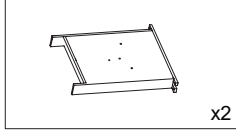
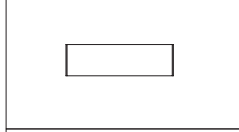
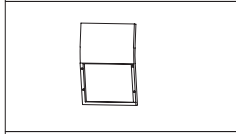
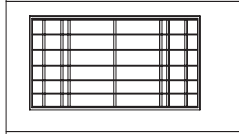
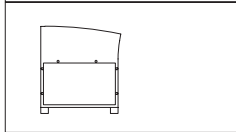
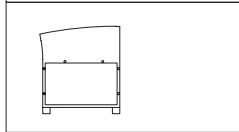
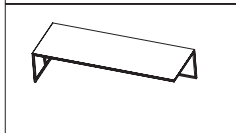
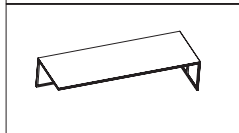
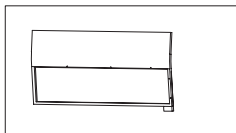
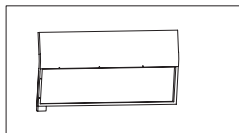
Jula reserves the right to make changes. In the event  
of problems, please contact our service department.  
[www.jula.com](http://www.jula.com)

Tillverkare/Produsent/Producenci/Manufacturer  
Jula AB, Box 363, 532 24 SKARA

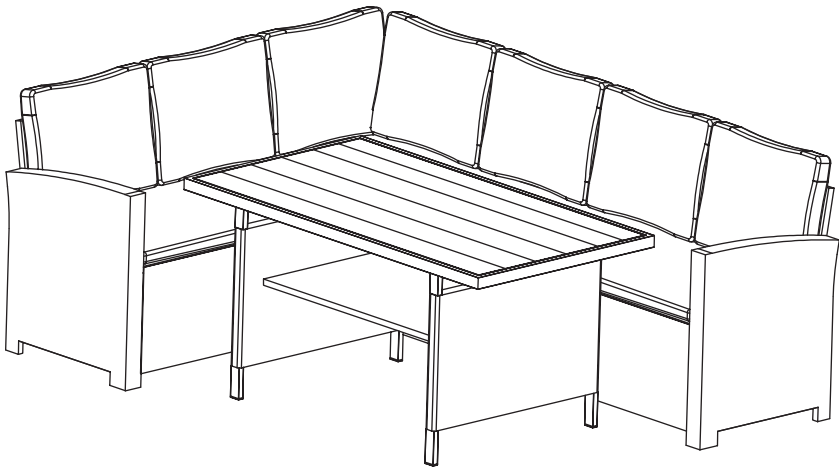
Distributör/Distributør/Dystrybutor/Distributor  
Jula Poland Sp. z o.o., ul.  
Malborska 49, 03-286 Warszawa, Polska  
Jula Norge AS, Solheimsveien 30,  
1473 LØRENSKOG

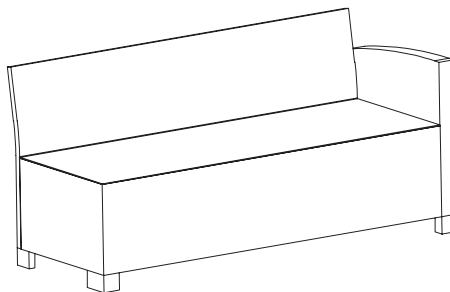
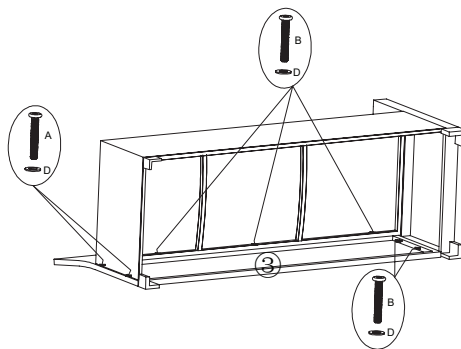
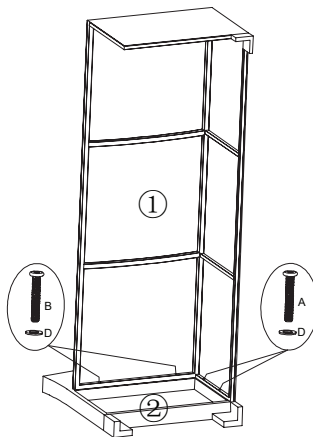
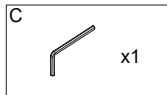
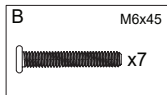
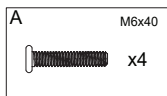
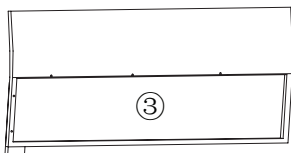
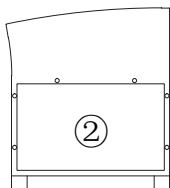
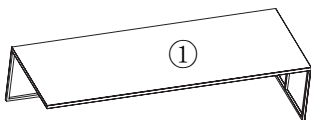
2021-04-01  
© Jula AB

1

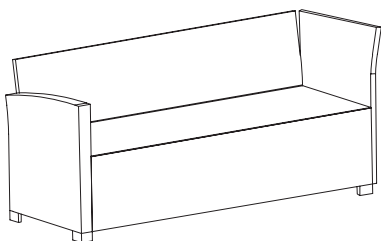
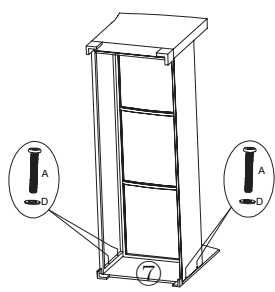
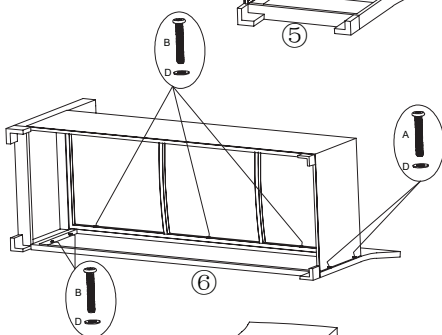
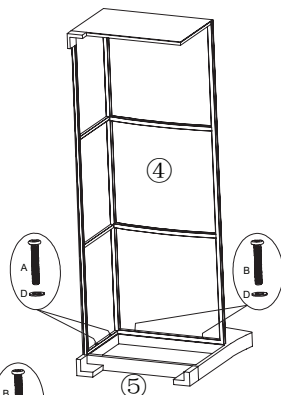
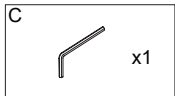


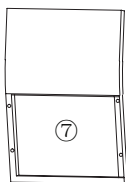
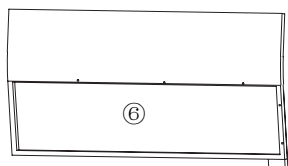
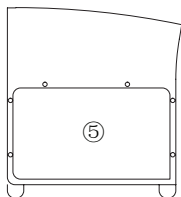
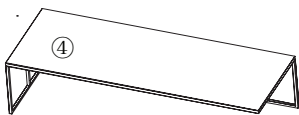


2

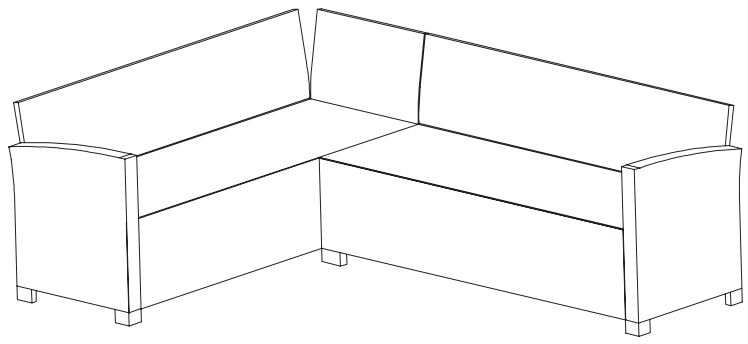
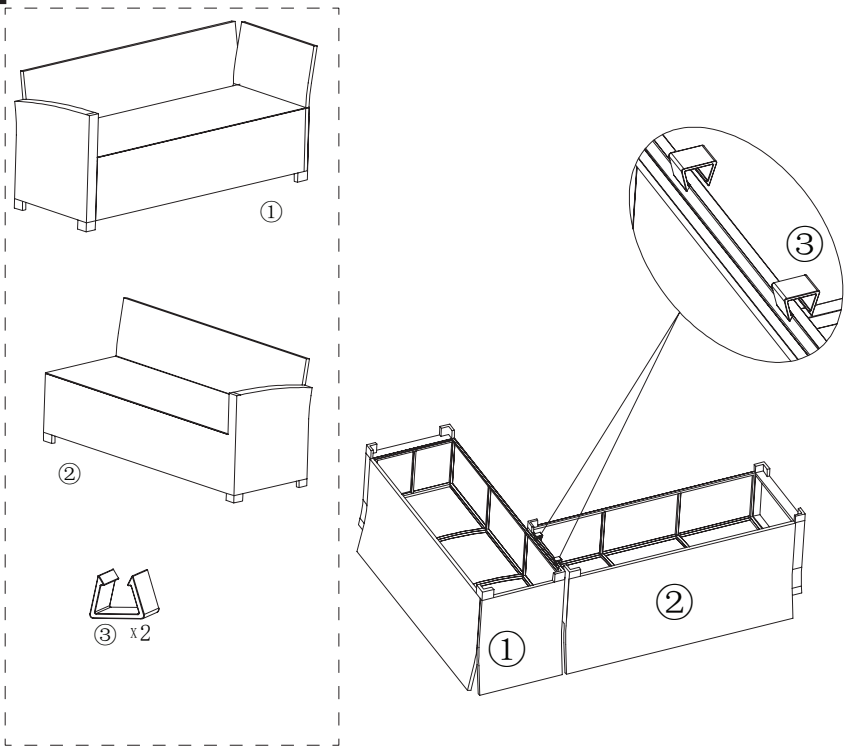


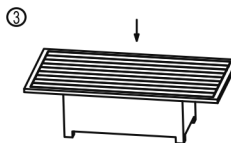
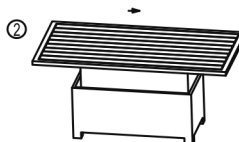
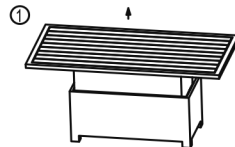
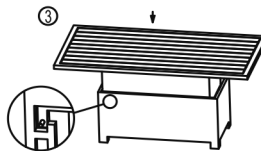
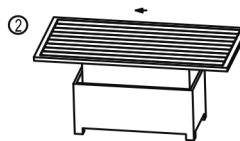
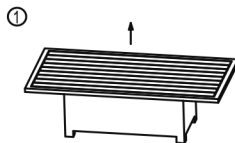
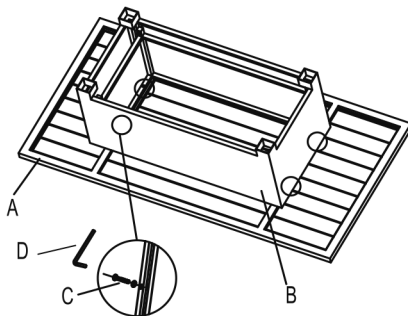
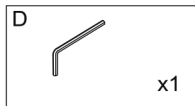
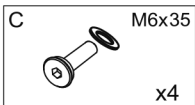
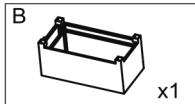
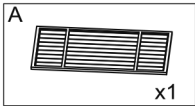


4



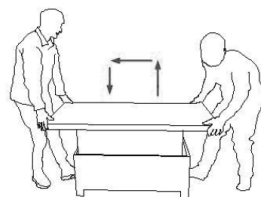

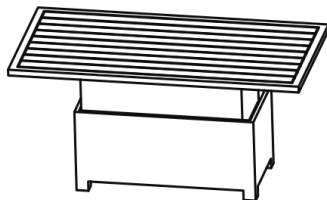
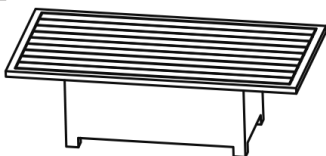
5



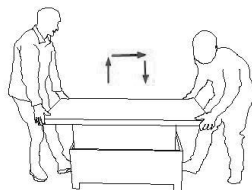
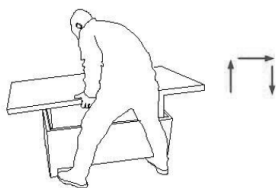
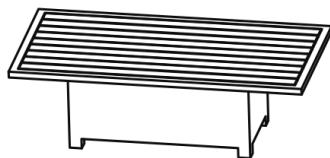
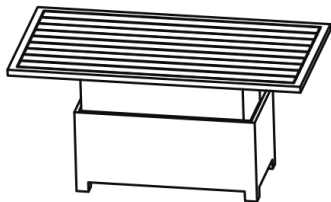




7



8



## SÄKERHETSANVISNINGAR

- Endast för hushållsbruk.
- Förvara produkten inomhus när den inte används.
- Uttjänt produkt lämnas för återvinning på anvisad plats.
- Placera inte heta föremål direkt på bordsskivan. Använd underlägg vid temperatur över 70 °C.
- Undvik att lämna glas på bordet. Risk finns att solljus som reflekteras i glas en längre tid kan skada bordsskivan.

## TEKNISKA DATA

Sitthöjd	380 mm
Sittdjup	670 mm
Sittbredd	1 800 mm
Mått, soffa	2650 x 1970 x 760 mm

## BESKRIVNING

**BILD 1**

**BILD 2**

## MONTERING

**SOFFA**

**BILD 3**

**BILD 4**

**BILD 5**

**BORD**

**BILD 6**

## HANDHAVANDE

### ÄNDRA BORDETS HÖJD

Se illustrationerna för anvisningar. Illustrationerna visar tillvägagångssätt vid en respektive två personer.

**BILD 7**

**BILD 8**

## UNDERHÅLL

### RENGÖRING

Rengör möbelgruppen med en fuktad trasa och mild rengöringsmedel. Använd inte blekmedel, lösningsmedel, slipande rengöringsmedel eller skarpa verktyg vid rengöring.

### FÖRVARING

Förvara möbelgruppen på en torr och skyddad plats när det inte används. Den här hanteringen ökar möbelgruppen livslängd. Om möbelgruppen förvaras utomhus bör det täckas med ett skydd avsett för trädgårdsmöbler.

## SIKKERHETSANVISNINGER

- Kun til privat bruk.
- Produktet skal oppbevares innendørs når det ikke er i bruk.
- Ved slutten av produktets levetid skal det leveres til gjenvinning på anvist sted.
- Ikke sett varme gjenstander direkte på bordplaten. Bruk bordskåner ved temperaturer over 70 °C.
- Unngå å forlate glass på bordet. Sollys som reflekteres i glass over lengre tid, kan skade bordplaten.

## TEKNISKE DATA

Sittehøyde	380 mm
Sittedybde	670 mm
Setebredde	1 800 mm
Mål, sofa	2650 x 1970 x 760 mm
Mål, bord	1460 x 700 x 650 mm

## BESKRIVELSE

BILDE 1

BILDE 2

## MONTERING

### SOFA

BILDE 3

BILDE 4

BILDE 5

### BORD

BILDE 6

## BRUK

### ENDRE BORDETS HØYDE

Se illustrasjonene for anvisninger. Illustrasjonene viser fremgangsmåte for henholdsvis én og to personer.

BILDE 7

BILDE 8

## VEDLIKEHOLD

### RENGJØRING

Rengjør møbelgruppen med en fuktig klut og mildt rengjøringsmiddel. La være å bruke blekemidler, løsemidler, slipemidler eller skarpe verktøy ved rengjøring av overflaten.

### OPPBEVARING

Oppbevar møbelgruppen på et tørt og beskyttet sted når det ikke er i bruk. Denne behandlingen forlenger møbelgruppens levetid. Hvis møbelgruppen oppbevares utendørs, bør den dekket med et trekk som er beregnet for hagemøbler.

## ZASADY BEZPIECZEŃSTWA

- Wyłącznie do użytku domowego.
- Nieużywany produkt powinien być przechowywany w pomieszczeniu.
- Zużyty produkt należy przekazać do odpowiedniego punktu utylizacji.
- Nie kładź gorących przedmiotów bezpośrednio na stole. Używaj podkładki pod gorące naczynia o temperaturze powyżej 70°C.
- Nie zostawiaj na blacie szklanych przedmiotów. Światło słoneczne odbijające się w szkłe przez dłuższy czas może uszkodzić blat.

## DANE TECHNICZNE

Wysokość siedziska	380 mm
Głębokość siedziska	670 mm
Szerokość siedziska	1 800 mm
Wymiary, sofy	2650 x 1970 x 760 mm
Wymiary, stolika	1460 x 700 x 650 mm

## OPIS

RYS. 1

RYS. 2

## MONTAŻ

### SOFA

RYS. 3

RYS. 4

RYS. 5

### STOLIK

RYS. 6

## OBSŁUGA

### ZMIENŃ WYSOKOŚĆ STOŁU

Zob. ilustracje do instrukcji. Ilustracje przedstawiają sposób postępowania przy pracy wykonywanej przez jedną lub odpowiednio dwie osoby.

RYS. 7

RYS. 8

## KONSERWACJA

### CZYSZCZENIE

Wyczyść meble wilgotną szmatką i łagodnym środkiem czyszczącym. Do czyszczenia blatu nie używaj wybielaczy, rozpuszczalników, materiałów ściernych ani ostrych narzędzi.

### PRZECHOWYWANIE

Przechowuj nieużywane meble w suchym i zabezpieczonym miejscu. Takie postępowanie wydłuży okres użytkowania mebli. Jeśli meble są przechowywane na zewnątrz, należy przykryć je pokrowcem na meble ogrodowe.

## SAFETY INSTRUCTIONS

- For household use only.
- Store the product indoors when not in use.
- Recycle discarded product at designated station.
- Do not put hot objects directly on the table top. Use an underlay for temperatures over 70°C.
- Avoid leaving glasses on the table. There is a risk of direct sunlight reflected in the glass damaging the table top.

## TECHNICAL DATA

Seat height	380 mm
Seat depth	670 mm
Seat width	1 800 mm
Size, sofa	2650x1970x760 mm
Size, table	1460x700x650 mm

## DESCRIPTION

FIG. 1

FIG. 2

## ASSEMBLY

### SOFA

FIG. 3

FIG. 4

FIG. 5

### TABLE

FIG. 6

## USE

### CHANGE HEIGHT OF TABLE

See figures for instructions. The figures show the procedure for one and two persons.

FIG. 7

FIG. 8

## MAINTENANCE

### CLEANING

Clean the furniture group with a damp cloth and a mild detergent. Do not use bleach, solvents, abrasive detergents or Sharp Tools when Cleaning Surface..

### STORAGE

Store the furniture group in a dry and safe place when not in use. This will increase the lifespan of the furniture group. If the furniture group is kept outdoors it should be covered with a protective covering intended for garden furniture.